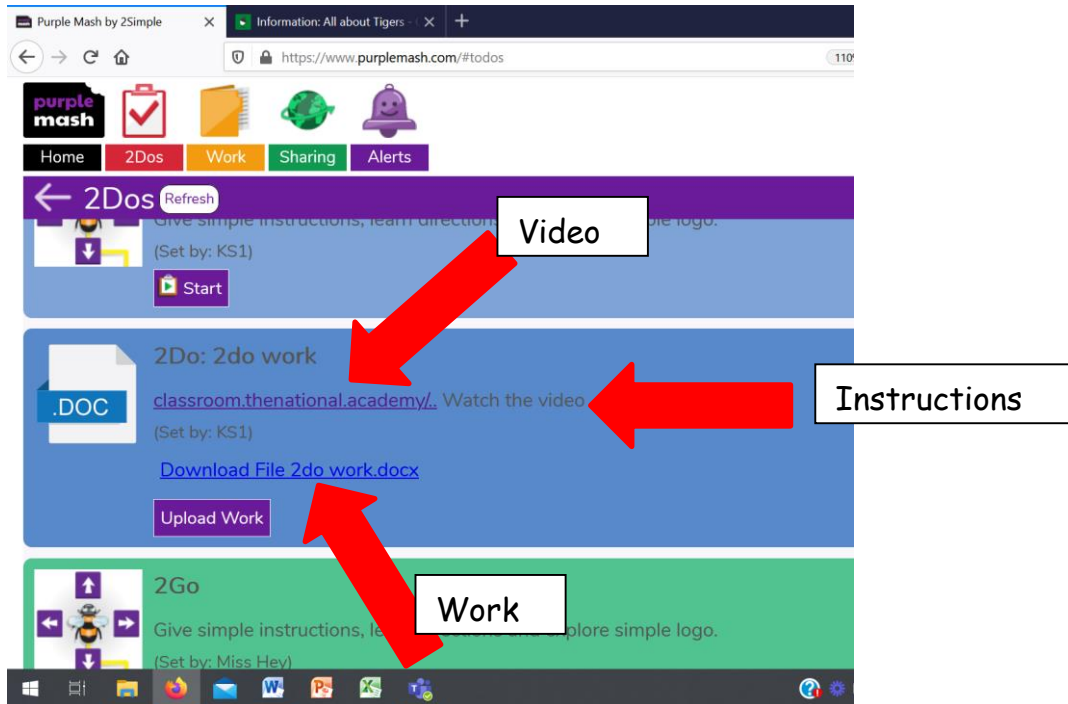


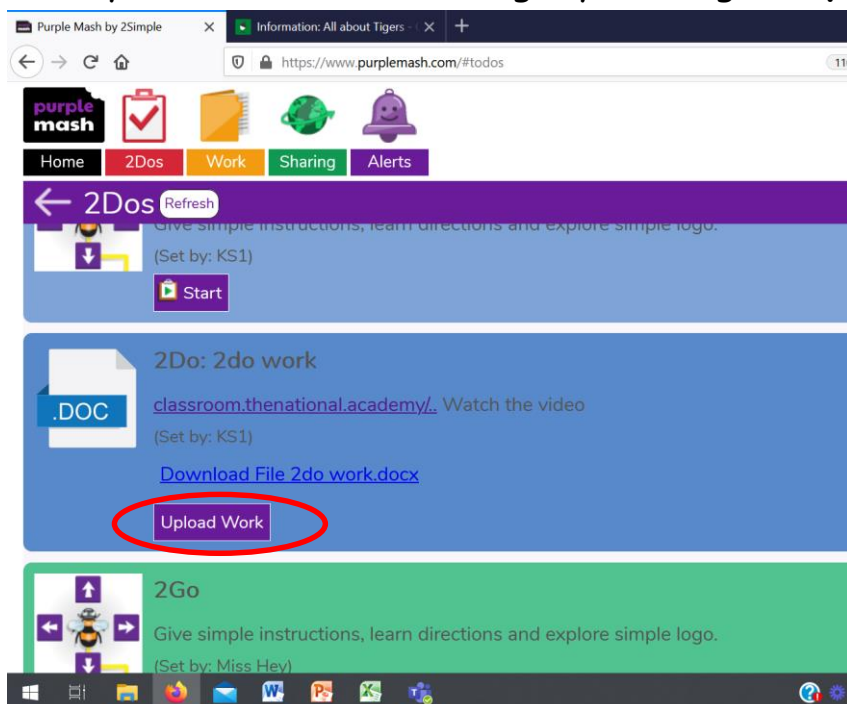
How to hand in 2dos.

English

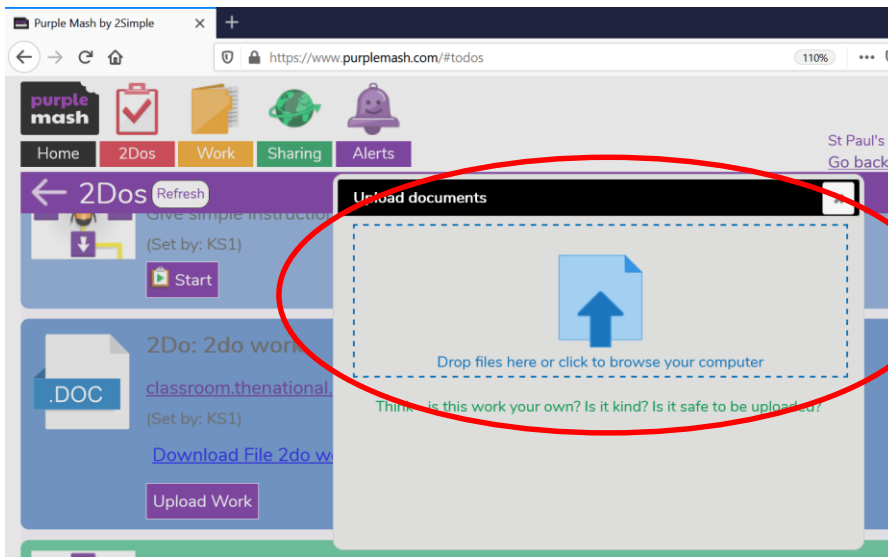
1. Go to **2dos** at the top of any Purple Mash Page.
2. Watch the video using the URL in the 2do box. The link will open in a new tab.



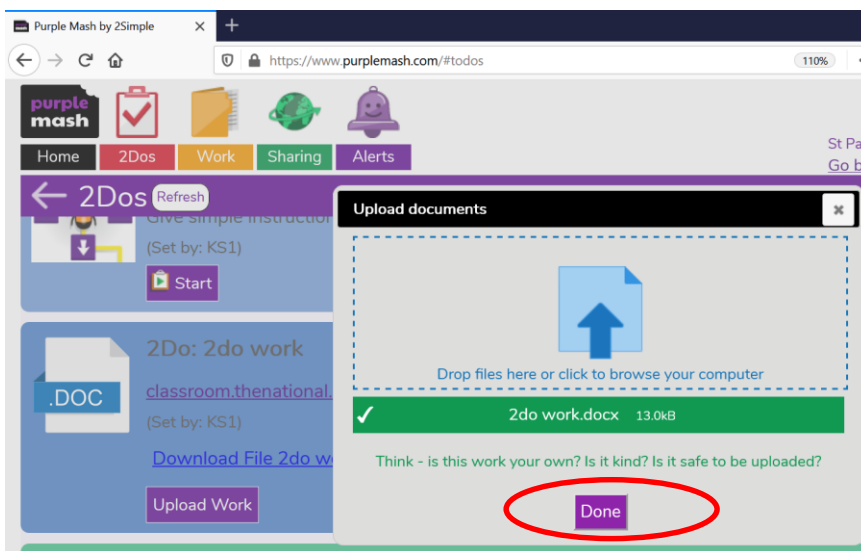
3. Come back to the original tab.
4. Complete your work. Follow the instructions in the description of the 2do.
5. Send your work in for marking, by clicking on **Upload Work**



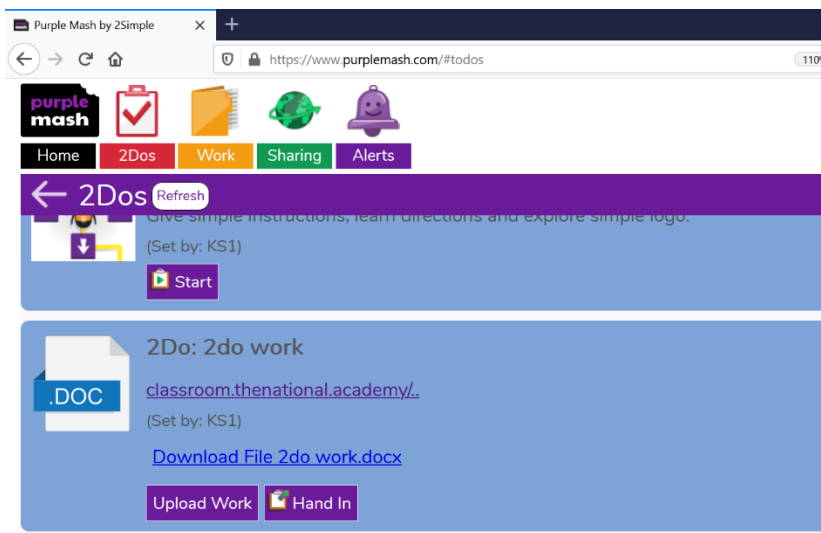
6. Click in the upload box and select your file to upload. Alternatively, drag the file into the box. This can either be a photograph of your written work or a typed version on the word doc provided with the 2do.



7. Click Done.



8. Click Hand in then OK. You can leave a note for your teacher if you want to.



Maths

1. Go to **2dos** at the top of any Purple Mash Page.
2. Watch the video.

2Do: Math Lesson Due in too

DIVIDE DECIMALS BY INTEGERS

White Rose

[Spr6.2.2 - Divide decimals by integers](#) from [White Rose Maths](#) on [Vimeo](#)

Watch the lesson video carefully, follow any instructions given and make notes. Then, complete this work by either printing it out or answering on paper. Self mark using the answer sheet provided after you have finished. You can click 'upload' to send us a photo of your work after you have marked it.

(Set by: UKS2)

[Download File Math Lesson.pdf](#)

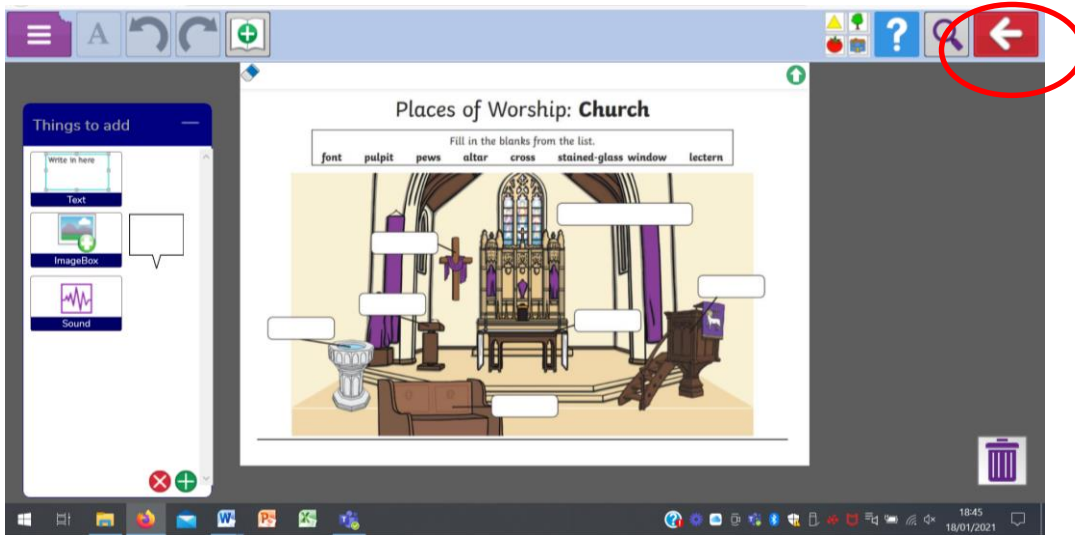
[Upload Work](#)

3. Download the PDF work and either print out or do the work on paper. Click upload and attach a photo of your work after you have marked it using the answer sheet (in a separate 2d).

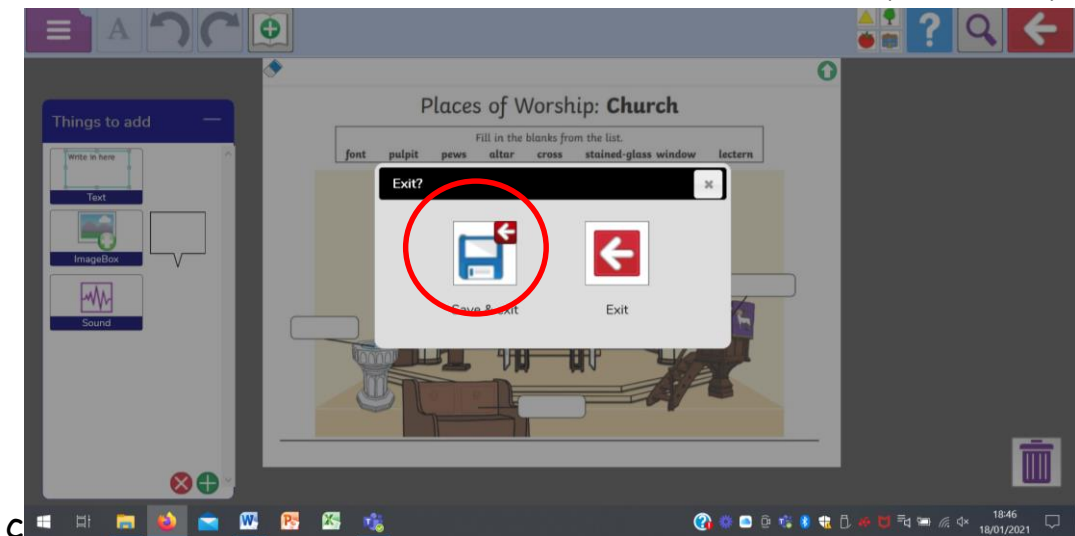
To complete Topic 2do.

1. Go to **2dos** at the top of any Purple Mash Page.
2. Watch any videos that may be within the 2do.
3. Click on **Start**. Your work will load on the screen. If you have been set a quiz, complete as normal. If you have been set a 2publish activity, follow the instructions below.

4. Complete the work then click on the red arrow in the top right corner.



5. Click on Save and Exit. You will be taken back to your 2do page.



6. Click on Hand in. If you want to check your work or make changes, you can click on Continue Work.

